

# Canadian Bioinformatics Workshops

[www.bioinformatics.ca](http://www.bioinformatics.ca)

[bioinformaticsdotca.github.io](https://bioinformaticsdotca.github.io)

Supported by



This page is available in the following languages:

Afrikaans Ελληνικά Català Dansk Deutsch Ελληνικά English English (CA) English (GB) English (US) Esperanto  
 Castellano Castellano (AR) Español (CL) Castellano (CO) Español (Ecuador) Castellano (MX) Castellano (PE)  
 Euskara Suomi français français (CA) Galego עברית hrvatski Magyar Italiano 日本語 한국어 Macedonian Malayu  
 Nederlands Norsk Sesotho sa Leboa polski Português română slovenski jezik срpski srpski (latinica) Sotho svenska  
 中文 華語 (台灣) isiZulu



## Attribution-Share Alike 2.5 Canada

### You are free:



to **Share** — to copy, distribute and transmit the work



to **Remix** — to adapt the work



### Under the following conditions:



**Attribution.** You must attribute the work in the manner specified by the author or licensor (but not in any way that suggests that they endorse you or your use of the work).



**Share Alike.** If you alter, transform, or build upon this work, you may distribute the resulting work only under the same or similar licence to this one.

- For any reuse or distribution, you must make clear to others the licence terms of this work.
- Any of the above conditions can be waived if you get permission from the copyright holder.
- The author's moral rights are retained in this licence.

[Disclaimer](#)

Your fair dealing and other rights are in no way affected by the above.  
 This is a human-readable summary of the Legal Code (the full licence) available in the following languages:  
[English](#) [French](#)

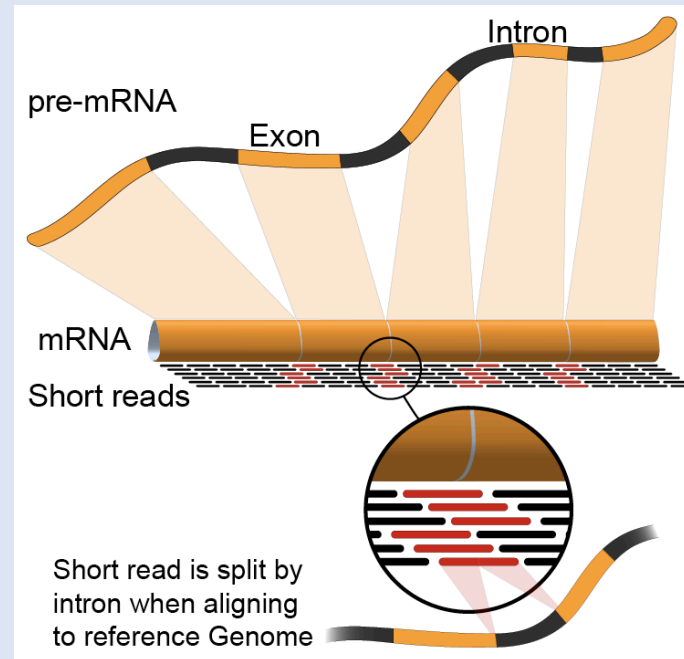
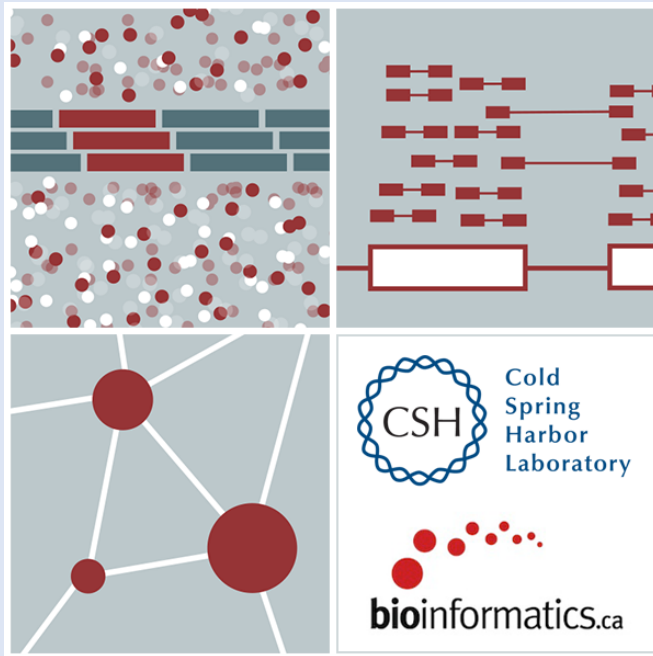
[Learn how to distribute your work using this licence](#)

# Alternative Splicing Analysis

Kelsy Cotto, Obi Griffith, Malachi Griffith, Saad Khan, Allegra Petti, Huiming Xia

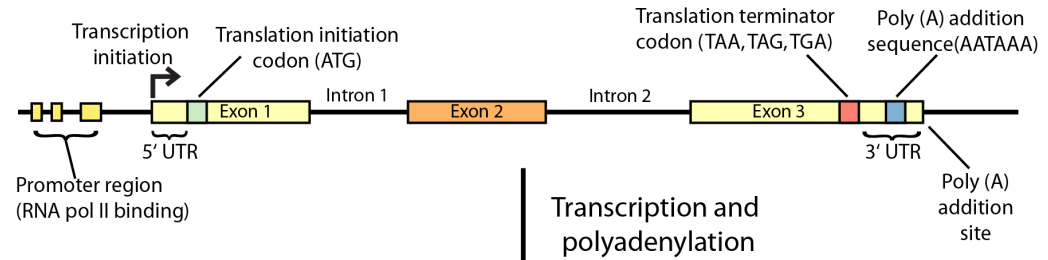
Informatics for RNA-seq Analysis

June 17-19, 2020

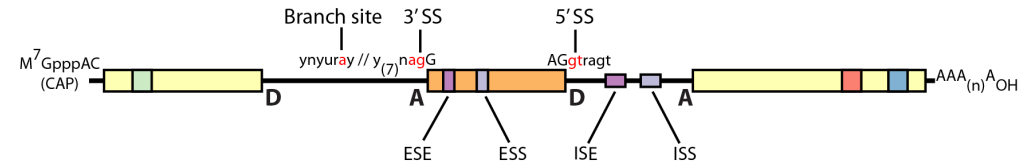


# Review of gene expression

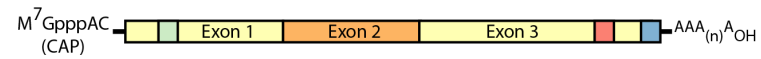
## Double-stranded genomic DNA template



## Single-stranded pre-mRNA (nuclear RNA)



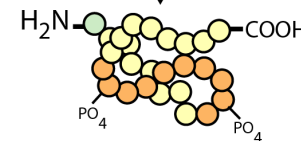
## Mature mRNA



## Protein (amino acid sequence)

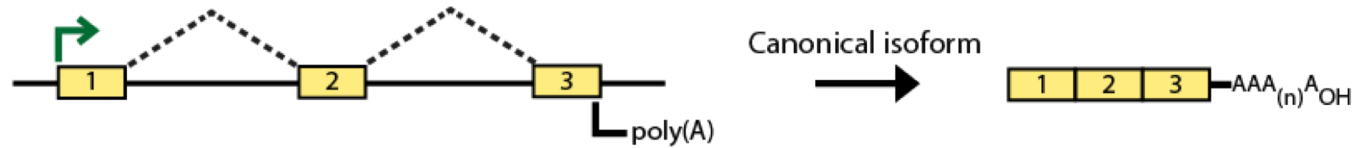


Folding, posttranslational modification, subcellular localization, etc.

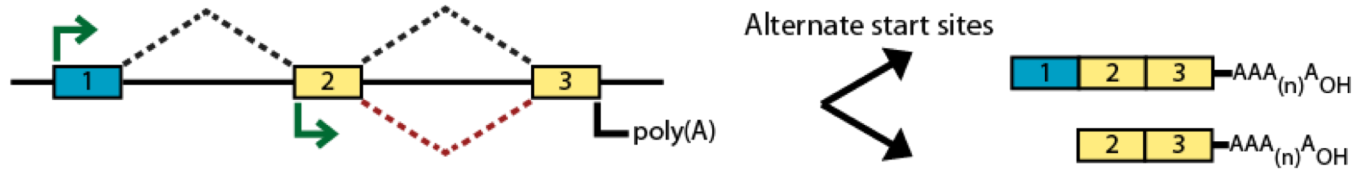


# Types of alternative expression - part 1

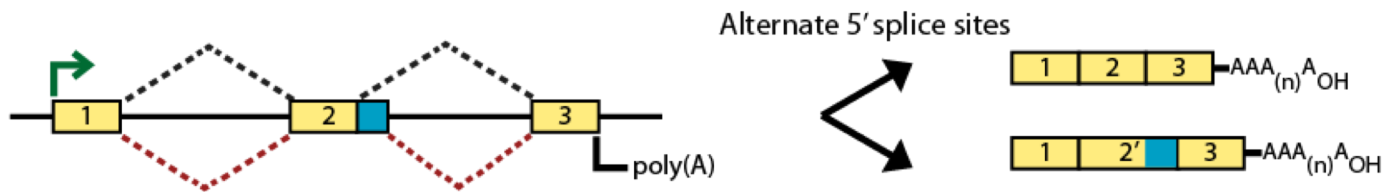
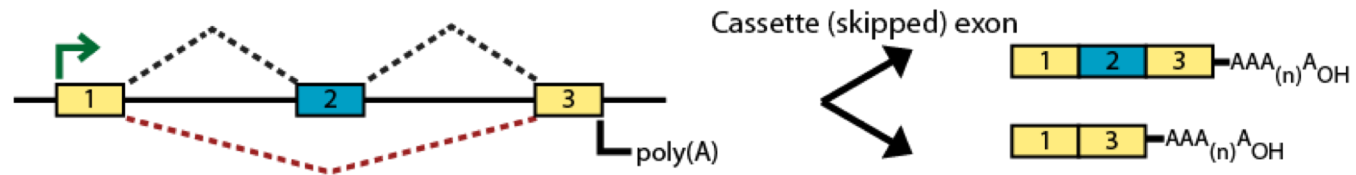
## Simple transcription



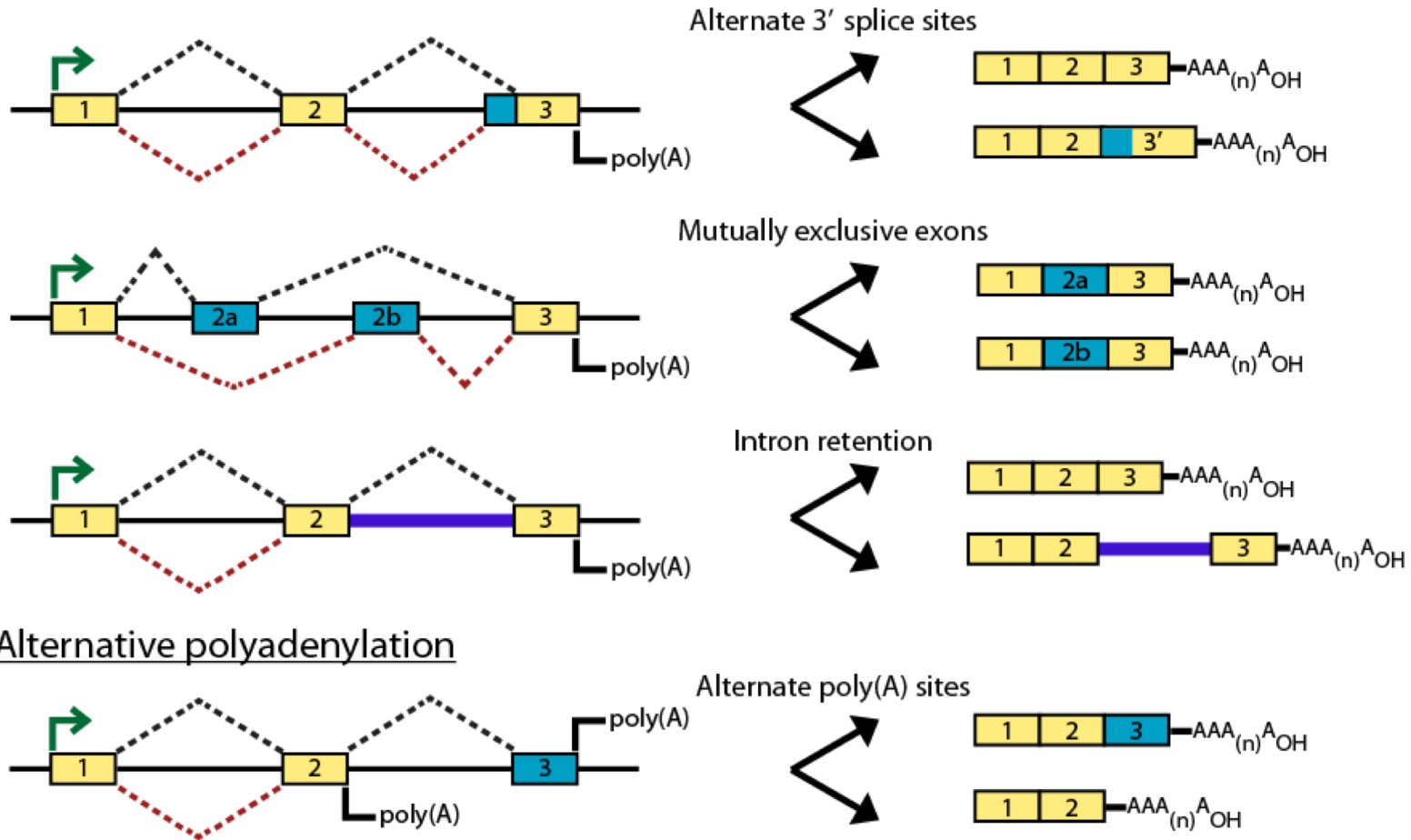
## Alternative transcript initiation



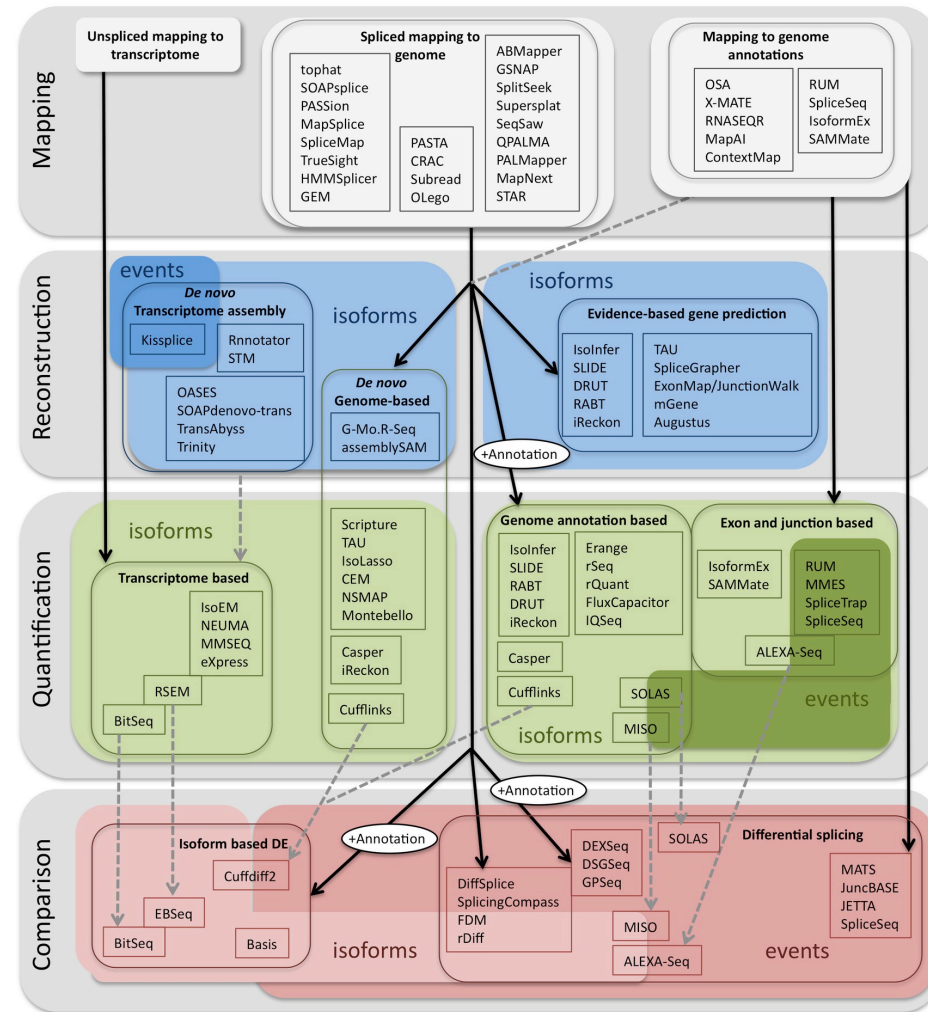
## Alternative splicing



# Types of alternative expression – part 2

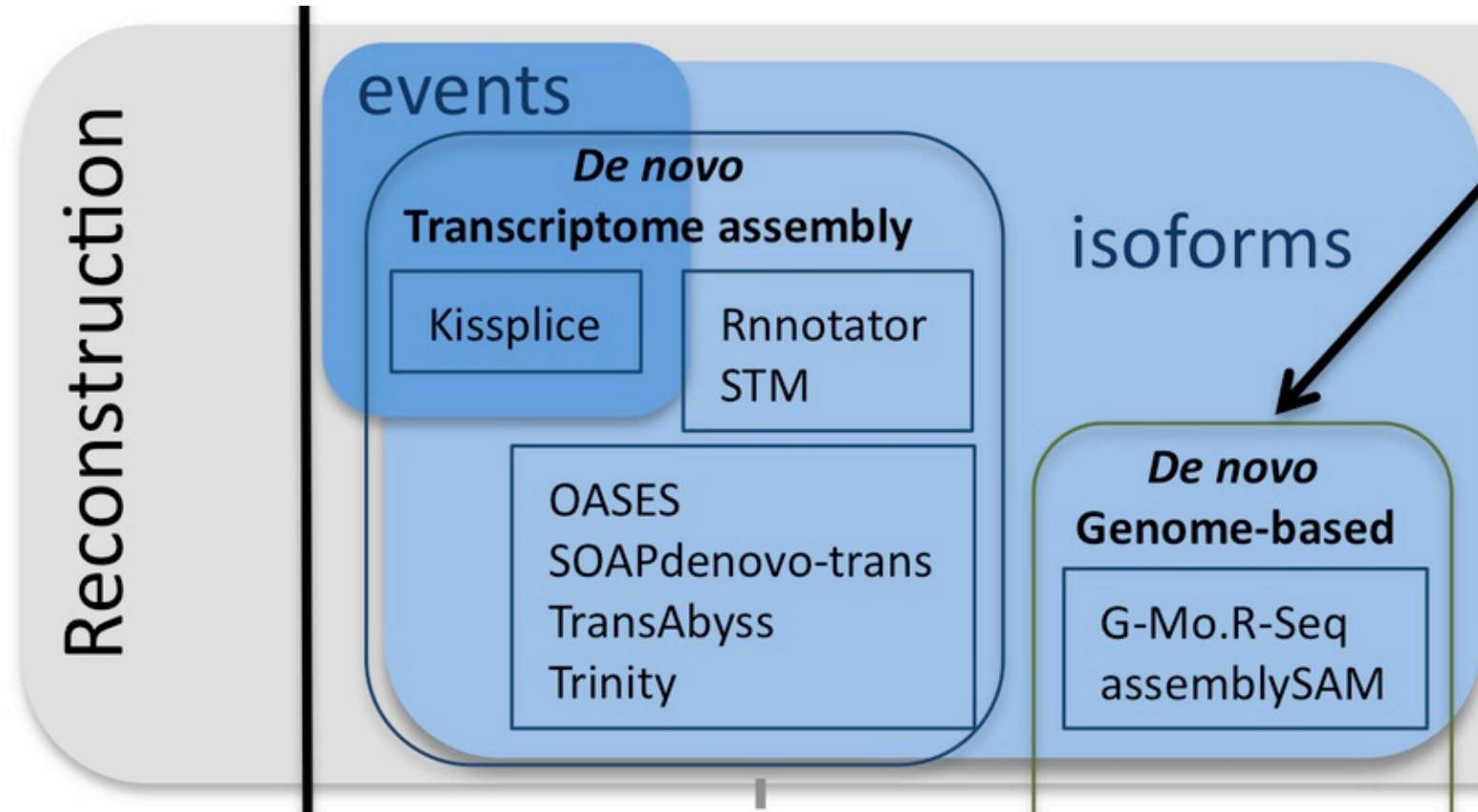


# Methods to study splicing by RNA-seq



<http://www.rna-seqblog.com/data-analysis/splicing-junction/methods-to-study-splicing-from-rna-seq/>  
<http://arxiv.org/ftp/arxiv/papers/1304/1304.5952.pdf>

# Methods to study splicing by RNA-seq



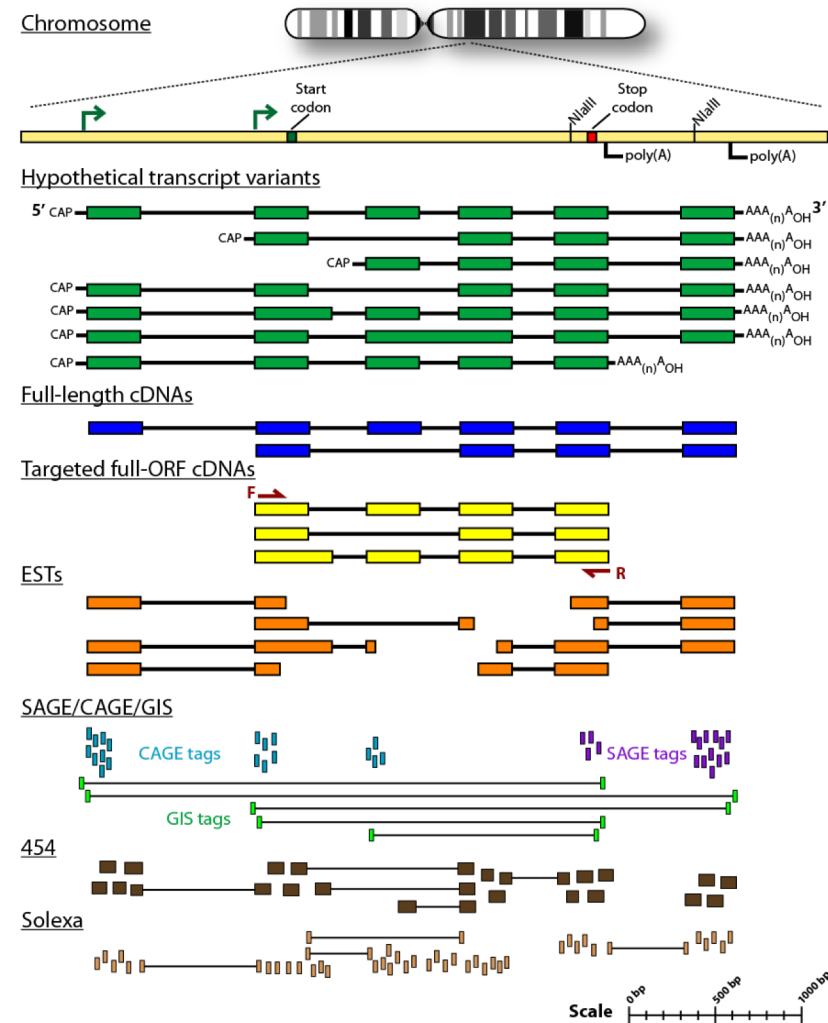
<http://www.rna-seqblog.com/data-analysis/splicing-junction/methods-to-study-splicing-from-rna-seq/>  
<http://arxiv.org/ftp/arxiv/papers/1304/1304.5952.pdf>



# Useful resources and discussion


- Best approach to predict novel and alternative splicing events from RNA-seq data
  - <http://www.biostars.org/p/68966/>
  - <http://www.biostars.org/p/62728/>
- Alternative splicing detection
  - <http://www.biostars.org/p/65617/>
  - <http://www.biostars.org/p/11695/>
- Identifying genes that express different isoforms in cancer vs normal RNA-seq data
  - <http://www.biostars.org/p/50365/>
- Cufflinks / Cuffdiff Output - How are tests different?
  - <http://www.biostars.org/p/13525/>
- Visualization of alternative splicing events using RNA-seq data
  - <http://www.biostars.org/p/8979/>

# Sequencing methods for studying alternative isoforms



# We are on a Coffee Break & Networking Session

Workshop Sponsors:



Canadian Centre for  
Computational  
Genomics

